



---





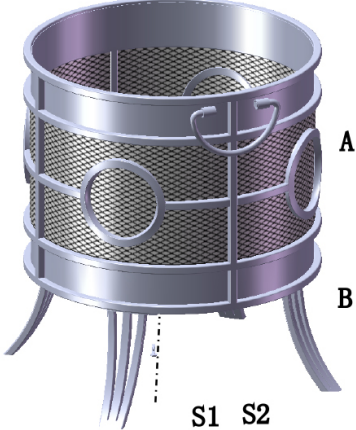
FIREPIT

**TYNSET**



**MANUAL**

---

NO.	Quantity	Description	Picture
A	1	Charcoal Basket	
B	4	Leg	
S1	8	Round Screw	
S2	8	Nut	
<p>Step 1: Assemble the charcoal basket (A) and legs (B) with round screws (S1) and nut (S2)</p>			
<p>Now, this charcoal basket is finished, pls enjoy it!</p>			